

Combi-Cam™

No Need to Keep Track of Keys!



The Combi-Cam is a secure solid metal cam lock with up to 10,000 possible combinations. Best of all, unlike the competition, the combination is easy to change with no special tools or kits required.



To change the combination, simply have it on the opening combination, push the reset button in while changing to the desired combination. It's that easy!

Easy to Use!

Durable - All Solid Metal

Secure - Up to 10,000 Possible Combinations

Easily set your own combination any time!

Replaces any 3/4" keyed cam lock.

APPLICATIONS

- Metal or Wood Applications
- Cabinet Doors & Drawers



- Chests, Equipment and More
- Lockers & Security Boxes

- RV & Marine Compartments
 - Tonneau Covers
 - Mail Boxes
- Wherever keys are a hassle!*

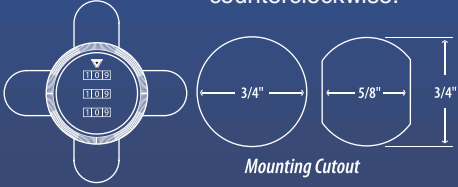


Combi-Cam™

The Keyless Cam Lock
No Keys to Hassle With!

Easy Installation

- Replaces any 3/4" keyed cam lock.
- Short cam can be placed in 90° increments.
- Long cam can be placed in 45° increments.
- Cam can be set to rotate clockwise or counterclockwise.



Mounting Cutout

Set Your Own Combination

The combination can be changed in seconds
- without special tools or disassembly.



Up to 10,000 Combinations Possible!

Changing the combination takes a few seconds with a simple push of the change button.

Change Button

Optional Accessories



Wide variety of cams (examples below)



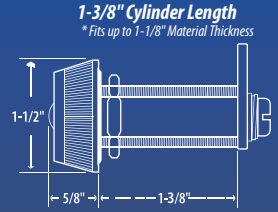
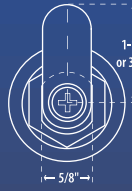
Combi-Cam Cover (for 3 dial)

Great for RV Compartments

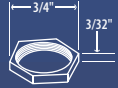
A popular application for the Combi-Cam has been RV compartments, replacing the 751 keyway (which fits most other RV compartments!). In addition, the Combi-Cam offers keyless convenience.

Specifications

Combi-Cam is available with 5/8", 7/8", 1-1/8" or 1-3/8" cylinder lengths.



1-3/8" Cylinder Length
* Fits up to 1-1/8" Material Thickness



1-1/8" Cylinder Length
* Fits up to 7/8" Material Thickness

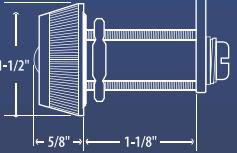
Accessories Included with Each Lock



3/4" Prong Washer



Screw & Lock Washer



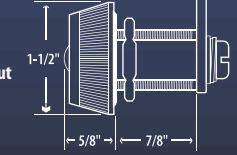
7/8" Cylinder Length
* Fits up to 5/8" Material Thickness



3/4" Straight Cam



3/4" Cylinder Nut

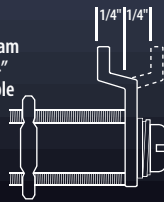


1-1/2" Straight Cam

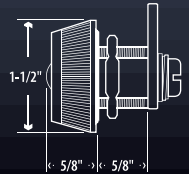


90° Stop Cam

1-1/2" Cam with 1/4" Reversible Offset



5/8" Cylinder Length
* Fits up to 3/8" Material Thickness



4 Dial Specifications

