

Expand your offers internationally with the European Marketplaces Account



Agenda

- Overview of the Europe Marketplaces Account
- How to get started to sell internationally
- Expand your offers internationally – live demo
- “EFN” for Fulfilment by Amazon (FBA) sellers
- Conclusion
- Q&A
- References

What is it?

With the Europe Marketplaces Account, you can:

- list your offers on **multiple European Amazon Marketplaces** and
- reach millions of **new shoppers**



What are the main advantages ?

- You can offer your products **on all EU Marketplaces** without having to open new accounts locally.
- You have a **single user interface** to manage your seller account's details.
- You only pay **one pro seller monthly subscription** from your home marketplace
- You have a **single inventory pool** across all marketplaces.
- With our **European Fulfilment Network ('EFN')**, you can use FBA to ship your products to EU buyers shopping on EU marketplaces*.
- You can view Seller Central for other marketplaces **in English**.

A blue circular badge with the word "NEW" in white, slanted capital letters.

- You have access to the **NEW « Expand Offers Internationally »** tool

Agenda

- Overview of the Europe Marketplaces Account
- How to get started to sell internationally
- Expand your offers internationally – live demo
- “EFN” for Fulfilment by Amazon (FBA) sellers
- Conclusion
- Q&A
- References

Who can use the Europe Marketplaces Account?

- Pro sellers' accounts **automatically** have this optional feature.
- Individuals or pro sellers using the **old Marketplace interface** might need to open a **new Seller Central account**.
- For new sellers, the marketplace where you register from will be your **'home' marketplace** for the monthly subscription fee.
- If you have **accounts in multiple countries**, you can decide to keep them, or close them and trade from your home account.

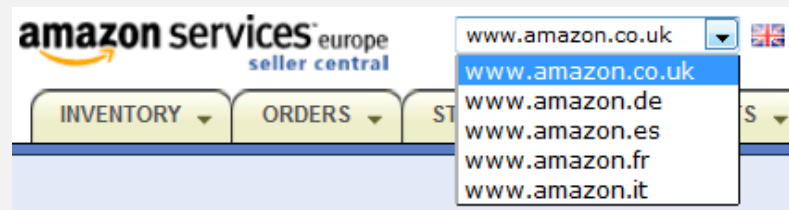
What you need to know

- You need to comply with the **requirements in [Amazon guidance for international and cross border sales](#)**, local tax and other applicable laws and regulations in each marketplace.
- Your **existing account information** will be valid for the other marketplaces **except for Bank Account Details**: You need to enter them for each marketplace if you want to be paid.
- Amazon **Italy** and Amazon **Spain** require **EUROZONE bank accounts**.
- You need to **upload inventory for each country** in the local language/currency.
- If you already have accounts in multiple marketplaces, you **cannot consolidate** your different Account Information (such as customer feedback) into the European account.

Navigating in Seller Central

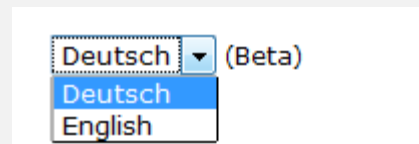
- **Marketplace Switcher:**

You can navigate from one marketplace to another using this drop-down menu. Check the country flag to see in which marketplace you are currently working.



- **Language Switcher:**

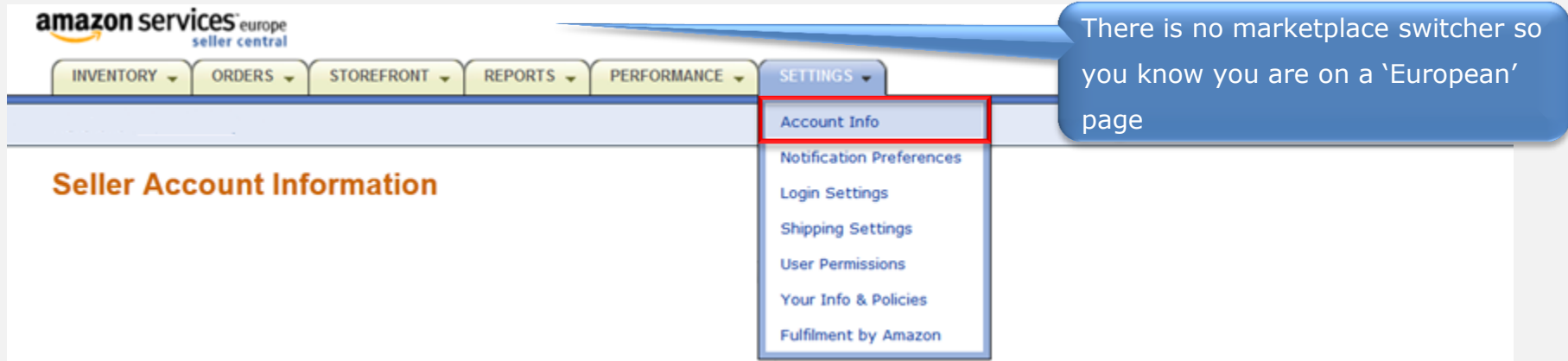
The language switcher is at the bottom left of Seller Central and will allow you to display pages from other marketplaces in English.



If you use the Language Switcher, it will be even more important for you to **double check in which marketplace you are before making any edit**; everything will be in English so you could think you are on amazon.co.uk while you are on another marketplace.

Account Settings

- **Your Account Information is European:** settings such as your business name are valid by default for all marketplaces.



The screenshot shows the Amazon Seller Central interface for the European marketplace. The top navigation bar includes tabs for INVENTORY, ORDERS, STOREFRONT, REPORTS, PERFORMANCE, and SETTINGS. The SETTINGS tab is selected, and a dropdown menu is open, listing options: Account Info, Notification Preferences, Login Settings, Shipping Settings, User Permissions, Your Info & Policies, and Fulfilment by Amazon. The 'Account Info' option is highlighted with a red box. A blue callout box points to the 'Account Info' option, stating: 'There is no marketplace switcher so you know you are on a 'European' page'. Below the navigation bar, the page title 'Seller Account Information' is visible.

- **Exceptions:** you might need to adapt some elements of your [Account Info](#) page, according to the marketplace you want to sell on, such as:
 1. **Bank Account Details**
 2. **Personalized Exceptions**

Account Settings – Exceptions (1)

- **Exception 1: Bank details**. You need to add a bank account for each new marketplace where you want to sell

Deposit Method

[Edit](#)

Bank Account Information: You have set up bank accounts on the following marketplaces:
Amazon.co.uk, SI UK Prod Marketplace [View details](#)

Deposit Method Details

Amazon.co.uk, SI UK Prod Marketplace

[Delete](#) [Edit](#)

Bank Account Number: ****4567

Bank Account Holder Name: MISS CAROLE HENRY

Bank Account Country: United Kingdom

Amazon.de, Non-Amazon

[Add](#)

Bank Account Number: None (click Add button to set)

Amazon.es

[Add](#)

Bank Account Number: None (click Add button to set)

Amazon.fr, Non-Amazon

[Add](#)

Bank Account Number: None (click Add button to set)

Amazon.it, SI Prod IT Marketplace

[Add](#)

Bank Account Number: None (click Add button to set)

Global Bank Account Information

You can enter a bank account located in the US, UK or any country in the Eurozone (Austria, Belgium, Cyprus, Estonia, Finland, France, Germany, Greece, Ireland, Italy, Luxembourg, Malta, the Netherlands, Portugal, Slovakia, Slovenia, and Spain) using the International Bank Account Number (IBAN) format. Funds earned through Selling on Amazon and Amazon WebStore accounts will be disbursed to the same bank account. If you are registered for both Selling on Amazon and Amazon WebStore accounts, the bank account information for both Amazon accounts will be updated when you update this information for one of the accounts. [Learn more](#)

Amazon.fr, Non-Amazon Deposit Method

Select a Bank Account

Bank Account: MISS CAROLE HENRY *4567 | United Kingdom
 Use a new bank account

Bank Location

Bank Location Country: France

- Austria
- Belgium
- Cyprus
- Estonia
- Finland
- France
- Germany
- Greece
- Ireland
- Italy
- Luxembourg
- Malta
- Netherlands
- Portugal
- Slovakia
- Slovenia
- Spain
- United Kingdom**
- United States

Where You Will Be Paid (Default)

BIC
Your bank identifier code (BIC) is the code for your particular bank.

IBAN
Your international bank account number (IBAN) is the account number used for routing funds to your bank account.

Re-Type IBAN

Bank Account Holder Name:
Exactly match what your bank has on file.

for ABCDITA1A12. Please use the characters from your bank statement. (8 or 11 characters)

ers from your bank statement. (Up to 34 characters)



You can re-use the same bank account for several marketplaces.

You can use a UK (GBP), US (USD) or any EUROZONE bank account for Amazon.co.uk, .de and .fr

You must use a EUROZONE bank account for Amazon.it and Amazon.es

Account Settings – Exceptions (2)

What Bank Accounts can you use?

	Supported bank accounts (since May 2012):
Amazon.co.uk	United States (USD), United Kingdom (GBP), Eurozone* (EUR)
Amazon.de	
Amazon.fr	
Amazon.it	Eurozone*
Amazon.es	Eurozone*



* The account is in Euro and the bank is located in one of those countries: Austria, Belgium, Cyprus, Estonia, Finland, France, Germany, Greece, Ireland, Italy, Luxembourg, Malta, the Netherlands, Portugal, Slovakia, Slovenia, and Spain.

Account Settings – Exceptions (3)

- **Exception 2:** You can add exceptions to the default settings (up to one per marketplace).

Seller Account Information

View your settings below. Use the 'Edit' buttons to change any of the fields. [Learn more](#)

Selling Plan		Change your selling plan
Selling on Amazon	Pro Merchant When you downgrade, it will happen on your next billing cycle.	
Fulfilment by Amazon	Registered	

Business Type		Edit
Legal Business Designation:	None (click Edit button to set)	

Seller Information		Edit
Business Display Name:	Carole's Business	
Customer Service Email:	ukshop@gmail.com	
Customer Service Reply To Email:	ukshop@gmail.com	
Customer Service Phone:	None (click Edit button to set)	
Exceptions:	One or more of your marketplaces does not match the default settings displayed here.	

Place of Establishment Information		Edit
Legal Name:	Carole Henry	

Return Information		Edit
Return Address:	Carole Henry test rue FR 75015 Paris France 01 23 24 25 26	
Exceptions:	None (click Edit button to set)	

Listing Products (1)

Selling on other Amazon Europe Marketplaces:

list your original offer in the target Marketplace (ex. on amazon.de) against existing products (ASINs) with the **NEW** "Expand Offers Internationally" tool

NEW

Access the tool "Expand Offers Internationally".

The tool will create a listing file for products in your inventory if they already exist in the target marketplace.

Personalize the file, with local prices, and upload it in the target marketplace.

Your products are now on sale on the target marketplace. The quantity in stock is synchronised across marketplaces.

Products not listed by the tool do not exist yet and you need to create a new local product page.

Pick the target marketplace in your account top drop-down menu and go to Add a Product or download a local inventory template.

Describe the products in the local language. Re-use the EANs/UPCs and SKUs from your existing UK stock to synchronise stock quantity.

Your products are now on sale on the target marketplace. The quantity in stock is synchronised across marketplaces.

Listing Products (2)

Example of a **synchronised offer** across marketplaces:

Your Offer Data:	Amazon.co.uk	Amazon.de	Amazon.fr	Inventory Updates
ASIN	B00581Q99W			Synchronised
SKU	MyRefHummer1			
Quantity in Stock	10			
Condition	New			
Fulfilment Method	Fulfilled by Seller			
Product Name (as well as Description, Keywords, Nodes...)	“Remote Control Command Car Hummer”	“Gemini Militär Auto Hummer”	“Voiture Hummer Télécommandée”	Local
Item Price	16.90 GBP	20 EUR	21.90 EUR	Local
Shipping Charges	Free Shipping	2.50 EUR	3.90 EUR	Local
Shipping Model	Per shipment, expedited possible	Per shipment, standard only	Per weight, standard only, France only	Local
Policies, Regulations	Amazon.co.uk’s and UK’s rules	Amazon.de’s and Germany’s rules	Amazon.fr’s and France’s rules	Local

Agenda

- Overview of the Europe Marketplaces Account
- How to get started to sell internationally
- Expand your offers internationally – live demo
- “EFN” for Fulfilment by Amazon (FBA) sellers
- Conclusion
- Q&A
- References

Definition and live demo

With the “[Expand Offers Internationally](#)” tool, **your original offers** can now be **listed in the target Marketplace** against existing product pages (ASINs).

Amazon Selling Coach

8	Listings to Fix	Complete listings are easier for customers to find, evaluate and purchase.	Show
5	Global Selling Opportunities	Make your products available to international customers	Show

[Tell us what you think of this feature](#)

Click on the Selling Coach on Seller Central homepage for 'Global Selling Opportunities'

Headlines



Expand Offers Internationally

Conveniently expand your sales with the Amazon Europe Marketplace Account. The Amazon Europe Marketplaces account provides you with access to millions of customers across the five Amazon Europe Marketplaces: the UK, Germany, France, Italy and Spain. Below you can choose a source marketplace (for example: Amazon.co.uk). For all the products that you are selling in that marketplace and for which a product detail page exists in the target marketplace (e.g. Amazon.de), we will generate an Inventory Loader file. [Learn more](#)

<h4>List From</h4> <p>Choose a source marketplace.</p> <p><input type="text" value="Amazon.co.uk"/></p> <p>There are 200 eligible offers in the source marketplace. Only new and active offers are eligible.</p>	<h4>List To</h4> <p>Choose a target marketplace.</p> <p><input type="text" value="Amazon.fr"/></p> <p>Your Selling Status: 0 common offers</p>	<h4>Expand Offers Internationally</h4> <p>Request a file that matches your offers in the source marketplace to existing detail pages in the target marketplace.</p> <p>Create Request</p> <p>Hide advanced options</p> <p>Product Category</p> <p><input type="text" value="All"/></p> <p>Pricing Option</p> <p><input type="text" value="Leave price field blank."/></p>
-------------------------------------------------------------------------------------------------------------------------------------------------------------------------------------------------------------------------	-------------------------------------------------------------------------------------------------------------------------------------------------------	-------------------------------------------------------------------------------------------------------------------------------------------------------------------------------------------------------------------------------------------------------------------------------------------------------------------------------------------------------------------------------------------------------------------------

How to use the tool?

1. Under *List From*, **select a source** marketplace (SM). Under *List To*, select a **target** marketplace (TM). *Optional: If you wish, you can prefill the file with your prices for the target marketplace.*
2. Click the **Create Request** button.

Expand Offers Internationally

Conveniently expand your sales with the Amazon Europe Marketplace Account. The Amazon Europe Marketplaces account provides you with access to millions of customers across the five Amazon Europe Marketplaces: the UK, Germany, France, Italy and Spain. Below you can choose a source marketplace (for example: Amazon.co.uk). For all the products that you are selling in that marketplace and for which a product detail page exists in the target marketplace (e.g. Amazon.de), we will generate an Inventory Loader file. [Learn more](#)

List From Choose a source marketplace.	List To Choose a target marketplace.	Expand Offers Internationally Request a file that matches your offers in the source marketplace to existing detail pages in the target marketplace.
<input type="text" value="Amazon.co.uk"/>	<input type="text" value="Amazon.fr"/>	<input type="button" value="Create Request"/>
There are 200 eligible offers in the source marketplace. Only new and active offers are eligible.	Your Selling Status: 0 common offers	Hide advanced options
		Product Category <input type="text" value="All"/>
		Pricing Option <input type="text" value="Leave price field blank."/>

How to use the tool?

3. When the request has completed successfully, click the **Download File** button to download the Inventory Loader (tab-delimited) file.

4. **Import the Inventory Loader file** into Microsoft Excel or open it in the text editor of your choice.

Inventory Loader File Format

The table below lists and describes the editable columns in the feed file. Please note that only the **price** of each offer should be edited.

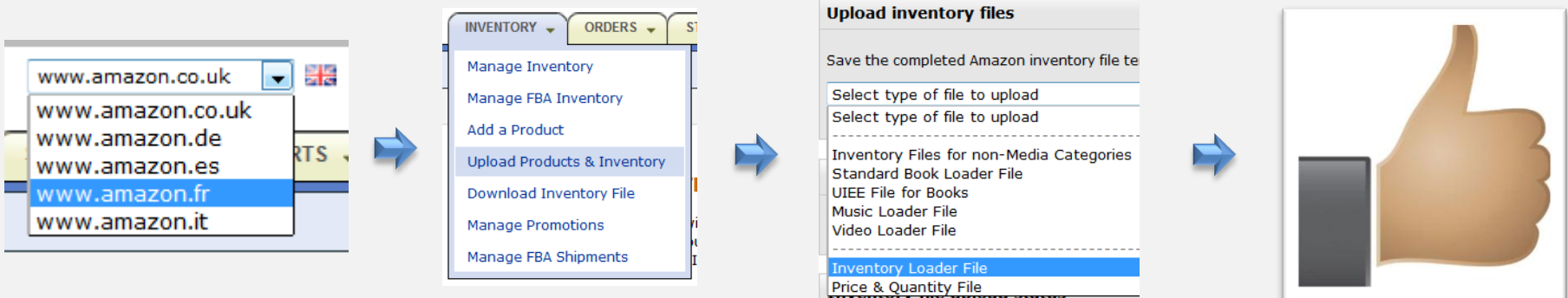
Column Name	Definition and Use	Accepted Values	Required
sku	A unique identifier for the product, assigned by the merchant. The SKU must be unique for each product listed.	An alphanumeric string; 1 character minimum in length and 40 characters maximum in length.	Required. Do not edit.
product-id	A standard, alphanumeric string that uniquely identifies the product at Amazon.	An alphanumeric string, 10 characters in length.	Required. Do not edit.
price	The price at which the merchant offers the product for sale on the Target Marketplace. The price should be greater than 0. Do not include commas, thousands separators or currency symbols.	A price greater than 0. Do not include commas, thousands separators or currency symbols.	Required.
TM-currency e.g., de-currency	The currency of the price at which the merchant offers the product for sale on the Target Marketplace.		For informational purposes only.
SM-price e.g., uk-price	The price at which the merchant offers the product for sale on the Target Marketplace, expressed in the local currency.		For informational purposes only.
SM-currency e.g., uk-currency	The currency of the price at which the merchant offers the product for sale on the Source Marketplace.		For informational purposes only.
TM-product-name e.g., de-product-name	The name of the product as it appears on the Target Marketplace.		For informational purposes only.
SM-product-name e.g., uk-product-name	The name of the product as it appears on the Source Marketplace.		For informational purposes only.
SM-item-note e.g., uk-item-note	You can use this field to describe any differences your item might have from the New item sold at Amazon. This field is limited to 2000 characters for all Used, New, Collectible, and Refurbished items appearing as Amazon Marketplace listings.		For informational purposes only.
product-id-type	The type of standard, unique identifier entered in the product-id field.	1 (ASIN)	Required. Do not edit.
item-condition	A numerical entry that indicates the condition of the item.	11 (New)	Required. Do not edit.
fulfillment-center-id	<p><u>Amazon-fulfilled products</u>: For those merchants using Amazon fulfillment services, this designates which fulfillment network will be used.</p> <p>If you specify a value other than 'DEFAULT', the Merchant-fulfilled offering will not be available for purchase in other marketplaces.</p> <p>Resubmitting with a blank or 'DEFAULT' value for the fulfillment-center-id, along with quantity, will switch the item back to Merchant-fulfilled.</p> <p><u>Merchant-fulfilled products</u>: Do not enter fulfillment-center-id, as it is not applicable.</p>	AMAZON_EU, DEFAULT	Required for Amazon-fulfilled products. Do not edit.

SM = Source Marketplace; TM = Target Marketplace

Important: Do not edit the first three (3) lines of the file. Doing so may lead to unexpected results, including file upload or processing errors.

How to use the tool?

5. **Remove all products** which you do not wish to sell or which you are unable or **not authorized to sell** on the Target Marketplace.
6. Review the **price** column for each offer in the Inventory Loader file and **edit the information** as required.
7. When you have finished editing the file, **save the file** in “Text (Tab Delimited)” format.
8. Make sure you have selected the **Target Marketplace** in the marketplace switcher drop-down menu at the top of the page.
9. Go to the **Upload Products & Inventory** page and choose *Inventory Loader File* from the dropdown menu. Then locate the previously saved file and click the **Upload Now** button.



What you need to know

- Your quantity in stock will now be synchronised across all marketplaces where you have selected to 'cross-list' your SKUs.
- You still need to make sure that the products you will list comply with **all applicable local laws and regulations**.
- If selling in a **restricted category**, you will need **prior approval** to be able to list your products. Approval is marketplace specific.
- The current fulfilment channel for each SKU will still apply in the new marketplace. You **won't need to manually convert** the listings to FBA for your existing FBA stock.
- Do not forget to **remove the rows** of products you do not wish to sell in the new marketplace.
- Do not forget to **adapt your prices** according to your new costs, to the new currency and to the competitive landscape of the new marketplace.

Agenda

- Overview of the Europe Marketplaces Account
- How to get started to sell internationally
- Expand your offers internationally – live demo
- “EFN” for Fulfilment by Amazon (FBA) sellers
- Conclusion
- Q&A
- References

What is the European Fulfilment Network?

With the European Fulfilment Network, "Fulfilment by Amazon" sellers can:

- store their inventory in their **home marketplace's fulfilment centres** and
- **fulfil orders** coming from other **Amazon EU marketplaces**



What you need to know

- Buyers in other marketplaces will still have **Prime** advantages but shipping may require an additional 2 days



Hot Wheels 20: Geschenkset mit 20 Hot Wheels (Unterschiedliche Sets, Bild ist nur ein Beispiel)
von [Mattel](#)
[Geben Sie die erste Bewertung für diesen Artikel ab](#) [Gefällt mir](#) (0)

Angebot: **EUR 26,99** **Kostenlose Lieferung.** [Details](#)
Alle Preisangaben inkl. MwSt.

2 neu ab EUR 26,99

Auf Lager. Zustellung kann bis zu 2 zusätzliche Tage in Anspruch nehmen.
Verkauft durch [Lovely Stuff](#) und [Versand durch Amazon.de](#). Für weitere Informationen klicken Sie bitte auf den Verkäufnernamen.

- For sellers with existing FBA inventory in multiple marketplaces, we **cannot migrate inventory** to a different account/country
- You can only store your FBA inventory in your **home marketplace**
- You still **need to create your offers** for each marketplace in order to provide your FBA stock on the other marketplaces

Pricing (1)

- There will be an additional **EFN flat fee** for each unit shipped to other marketplaces
- The FBA **fees** will be the ones of the **marketplace of destination**



Item Price :	29.99 Euros
Amazon.de Sales Commission:	-4.50 Euros
German FBA Fees:	-3.10 Euros
German EFN Fee for a product fulfilled from the UK:	-2.60 Euros

Pricing (2)

1. Local Amazon Sales [Commission](#)



2. Local Amazon FBA [fees](#)



3. Local EFN fees*, fulfilled from the UK:

	amazon.de	amazon.fr	amazon.it	amazon.es
 Media	€ 2.00	€ 1.70	€ 1.70	€ 1.30
 Non-media	€ 2.60	€ 2.40	€ 2.40	€ 3.10
 Oversized	€ 3.30	€ 2.10	€ 2.10	€ 6.50

*As of 21st May 2013

Download the [FBA Rate Cards](#) of the countries you want to sell in (**and not of your home marketplace!**) to see the applicable FBA and EFN Fees

Agenda

- Overview of the Europe Marketplaces Account
- How to get started to sell internationally
- New – Expand your offers internationally
- “EFN” for Fulfilment by Amazon (FBA) sellers
- Conclusion
- Q&A
- References

You are a ...**We recommend to:****Things to bear in mind:**

New or Single
Marketplace Seller

Go for it (instead of
registering local
accounts)

- Translation work
- Logistical costs
- Tax and legal requirements

Seller with multiple EU
accounts

Move to the EU
account for
simplicity

- Re-upload your inventory
- Avoid duplicate offers
from multiple accounts

FBA seller

Move to the EU
account and use EFN

- We cannot move your
non-domestic FBA stock
to the FC of your home
country
- EFN offers are not
eligible for next day
delivery
- Price with the EFN fee in
mind



- Make sure you know the **regulations and requirements** to sell your products in the other marketplaces
- Edit your **account settings** with the necessary information (ex: bank details, shipping settings, policies, return address, etc)
- **Create listings** in each marketplace's inventory page knowing that with the **Expand offers internationally tool**, the quantities will be shared across marketplaces
- **Fulfil orders** coming from all marketplaces, making sure to provide adequate customer service for non-domestic orders
- FBA sellers should **create offers** in other marketplaces to make their FBA stock available for sale, taking the local FBA and **EFN** fees into account
- Monitor your **performance metrics** for **each marketplace** you operate in

Agenda

- Overview of the Europe Marketplaces Account
- How to get started to sell internationally
- New – Expand your offers internationally
- “EFN” for Fulfilment by Amazon (FBA) sellers
- Conclusion
- Q&A
- References



Agenda

- Overview of the Europe Marketplaces Account
- How to get started to sell internationally
- New – Expand your offers internationally
- “EFN” for Fulfilment by Amazon (FBA) sellers
- Conclusion
- Q&A
- References

- [European Account Information Homepage](#)
- [European Account FAQ](#)
- [Expand Offers Internationally](#)
- [Manage offers in Other Marketplaces](#)
- [Global Selling with Amazon manual](#)
- [EU Imports and Cross-Border Sales Information](#)
- [Settings Tutorial](#)
- [Manage your Inventory Tutorial](#)
- [Manage Orders Tutorial](#)
- [Bank Account Information](#)
- [Amazon Currency Converter](#)
- [EFN Help Page](#)
- [FBA and EFN Pricing Information](#)
- [MWS Website](#)
- [Webinars Invitations and Recordings Page](#)


Please note that this presentation is only an overview. If you have further questions, need additional information, or would like to check that the information presented is still up to date, we recommend for you to contact [Seller Support](#).

Thank you for attending!

Amazon Webinars

<http://services.amazon.co.uk/resources/events-webinars/>

Amazon Seller Support

Seller Support **BLOG** Strategies & Best Practices for Selling on 

www.amazonsellersupportblog.co.uk

Amazon Seller Forums



This document is provided for informational purposes only. No promises or assurances of future sales are intended or implied. Participation in the FBA programme is subject to the FBA terms in the Amazon Services Europe Business Solutions Agreement and policies set forth in the FBA manual. You will be responsible for ensuring all products registered with FBA comply with such terms and policies found through this [link](#).